
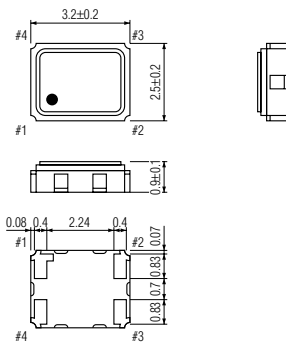


SXO-3200V

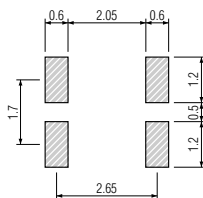


SXO-3200V

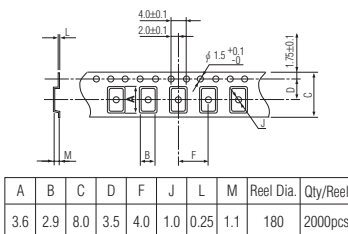


PIN	CONNECTION
1	Vcon
2	GND
3	OUTPUT
4	+V DC

SOLDERING PATTERN



TAPE SPECIFICATIONS



A	B	C	D	F	J	L	M	Reel Dia.	Qty/Reel
3.6	2.9	8.0	3.5	4.0	1.0	0.25	1.1	180	2000pcs

### STANDARD SPECIFICATIONS

Item	Specifications																
Generic part number	SXO-3200V																
Frequency range	10.000000 MHz to 40.000000 MHz																
Initial frequency tolerance	±1.5 ppm max. (Vcon = 1/2VDD DC at +25°C ±2°C)																
Frequency stability	Temperature range: ±2.5 ppm max. over -30°C to +75°C (referred to +25°C) Input voltage change: ±0.3 ppm max. at VDD ±5% DC Output load change: ±0.2 ppm max. at 10K Ω ±10% with 10 pF ±10% Aging: ±1.0 ppm max. / year at +25°C ±3°C																
Absolute Max. Ratings	Supply voltage: -0.6V to +6.0V Control voltage (Vcon): -0.6V to VDD +0.6V Storage temperature: -40°C to +85°C																
Operating Conditions	Operating temperature: -30°C to +75°C (standard) Input voltage (VDD): F = +2.5V, H = +2.8V, J = +3.0V (standard), K = +3.3V DC ±5% Control voltage (Vcon): 1/2VDD ±1V DC (VDD = +2.5V, +2.8V, +3.0V or +3.3V)																
Input current	1.0 mA max. (10 MHz to 15 MHz) 1.3 mA max. (15 MHz to 26 MHz) 1.5 mA max. (26 MHz to 40 MHz)																
Output	Level: 0.8Vp-p min. Load: 10k Ω // 10 pF Waveform: Clipped sine wave (DC-coupling)																
Frequency Adjustment	Voltage control (1/2VDD ±1V): ±9.0 ppm to ±15.0 ppm (standard) Frequency slope: ±6.5 ppm to ±9.0 ppm (CDMA) Positive																
SSB phase noise	-130 dBc/Hz at 1 kHz offset																
Startup time	3.5 ms max.																
IR reflow resistance	±1.0 ppm max.																
Reflow condition	+250°C ±10°C for 10 seconds																
Standard frequencies (MHz)	13.000000 19.200000 19.680000 19.800000 26.000000																
Optional operating temperature (select "low limit" and "high limit" for new operating temperature combination from the right-hand lists.)	<table border="0"> <tr> <td style="text-align: center;"><u>Low limit / Symbol</u></td> <td style="text-align: center;"><u>High limit / Symbol</u></td> </tr> <tr> <td>-10°C / g</td> <td>+55°C / ff</td> </tr> <tr> <td>-15°C / h</td> <td>+60°C / gg</td> </tr> <tr> <td>-20°C / i</td> <td>+65°C / hh</td> </tr> <tr> <td>-25°C / j</td> <td>+70°C / ii</td> </tr> <tr> <td>-30°C / k</td> <td>+75°C / jj</td> </tr> <tr> <td>-35°C / l</td> <td>+80°C / kk</td> </tr> <tr> <td>-40°C / m</td> <td>+85°C / ll</td> </tr> </table>	<u>Low limit / Symbol</u>	<u>High limit / Symbol</u>	-10°C / g	+55°C / ff	-15°C / h	+60°C / gg	-20°C / i	+65°C / hh	-25°C / j	+70°C / ii	-30°C / k	+75°C / jj	-35°C / l	+80°C / kk	-40°C / m	+85°C / ll
<u>Low limit / Symbol</u>	<u>High limit / Symbol</u>																
-10°C / g	+55°C / ff																
-15°C / h	+60°C / gg																
-20°C / i	+65°C / hh																
-25°C / j	+70°C / ii																
-30°C / k	+75°C / jj																
-35°C / l	+80°C / kk																
-40°C / m	+85°C / ll																

### PACKAGE DATA

Item	Package	SXO-3200V
Lid		Metal
Base		Ceramic
Sealing		Seam
Terminal		Tungsten (metalized)
Terminal plating		Gold / Nickel (surface) / (under)
RoHS		Compliant (Pb-free)

TCXO