


Temperature Compensated Crystal Oscillators

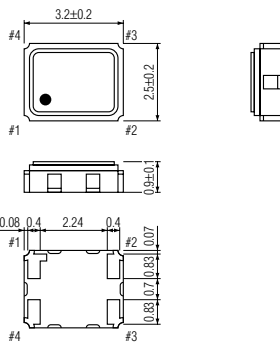
SXO-3200VHG SERIES

STANDARD SMD TCXO

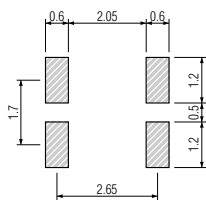
SXO-3200VHG



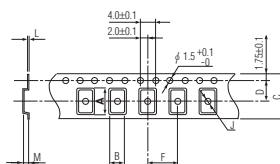
SXO-3200VHG



SOLDERING PATTERN



TAPE SPECIFICATIONS



A	B	C	D	F	J	L	M	Reel Dia.	Qty/Reel
3.6	2.9	8.0	3.5	4.0	1.0	0.25	1.1	180	2000pcs

STANDARD SPECIFICATIONS

High Stability for GPS

Item	Specifications																
Generic part number	SXO-3200VHG																
Frequency range	12.600000 MHz to 40.000000 MHz																
Initial frequency tolerance	±1.5 ppm max. (Vcon = 1/2VDD DC at +25°C ±2°C)																
Frequency stability	±0.5 ppm max. over -30°C to +85°C (referred to +25°C) ±0.2 ppm max. at VDD ±5% DC ±0.2 ppm max. at 10K Ω ±10% with 10 pF ±10% ±1.0 ppm max. / year at +25°C ±3°C																
Absolute Max. Ratings																	
Supply voltage	-0.6V to +6.0V																
Control voltage (Vcon)	-0.6V to VDD +0.6V																
Storage temperature	-40°C to +90°C																
Operating Conditions																	
Operating temperature	-30°C to +85°C (standard)																
Input voltage (VDD)	F = +2.5V, H = +2.8V, J = +3.0V, K = +3.3V DC ±5%																
Control voltage (Vcon)	1/2VDD ±1V DC (VDD = +2.5V, +2.8V, +3.0V or +3.3V)																
Input current	2.0 mA max.																
Output																	
Level	0.8Vp-p min.																
Load	10k Ω // 10 pF																
Waveform	Clipped sine wave (DC-coupling)																
Frequency Adjustment																	
Voltage control (1/2VDD ±1V)	±9.0 ppm to ±15.0 ppm																
Frequency slope	Positive																
SSB phase noise	-130 dBc/Hz at 1 kHz offset																
Harmonics	-5.0 dBc max.																
Startup time	2 ms max.																
IR reflow resistance	±2.5 ppm max. after reflow of 2 times (Vcon = 1/2VDD DC at +25°C ±2°C)																
Reflow condition	+250°C ±10°C for 10 seconds																
Standard frequencies (MHz)	16.368 16.369 19.200 24.5535 26.000 27.456																
Optional operating temperature (select "low limit" and "high limit" for new operating temperature combination from the right-hand lists.)	<table border="1"> <thead> <tr> <th>Low limit / Symbol</th> <th>High limit / Symbol</th> </tr> </thead> <tbody> <tr> <td>-10°C / g</td> <td>+55°C / ff</td> </tr> <tr> <td>-15°C / h</td> <td>+60°C / gg</td> </tr> <tr> <td>-20°C / i</td> <td>+65°C / hh</td> </tr> <tr> <td>-25°C / j</td> <td>+70°C / ii</td> </tr> <tr> <td>-30°C / k</td> <td>+75°C / jj</td> </tr> <tr> <td>-35°C / l</td> <td>+80°C / kk</td> </tr> <tr> <td>-40°C / m</td> <td>+85°C / ll</td> </tr> </tbody> </table>	Low limit / Symbol	High limit / Symbol	-10°C / g	+55°C / ff	-15°C / h	+60°C / gg	-20°C / i	+65°C / hh	-25°C / j	+70°C / ii	-30°C / k	+75°C / jj	-35°C / l	+80°C / kk	-40°C / m	+85°C / ll
Low limit / Symbol	High limit / Symbol																
-10°C / g	+55°C / ff																
-15°C / h	+60°C / gg																
-20°C / i	+65°C / hh																
-25°C / j	+70°C / ii																
-30°C / k	+75°C / jj																
-35°C / l	+80°C / kk																
-40°C / m	+85°C / ll																

PACKAGE DATA

Item	Package	SXO-3200VHG
Lid		Metal
Base		Ceramic
Sealing		Seam
Terminal		Tungsten (metalized)
Terminal plating		Gold / Nickel (surface) / (under)
RoHS		Compliant (Pb-free)