

Monolithic Crystal Filters

96SMF SERIES (4-POLE MCF IN TWO 7X5mm PACKAGES)

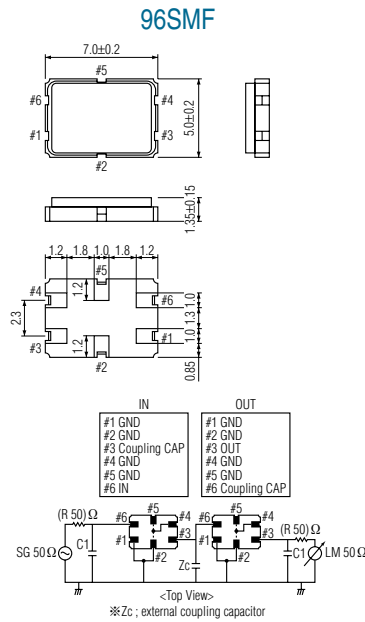

STANDARD SMD MCF

STANDARD SPECIFICATIONS

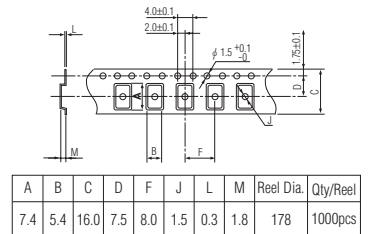
Part number	Nominal Frequency fo (MHz)	Oscillation Mode	Passband min.		Stopband max.		Attenuation Guaranteed min.		Ripple max. (dB)	Loss max. (dB)	Terminating Impedance (Ω //pF)	Operating Temperature ($^{\circ}$ C)	No. of Pole
			(dB)	(kHz)	(dB)	(kHz)	(dB)	(kHz)					
96SMF214B12	21.40	FUND	3	± 6.00	15	± 12.5	60	-910	1.0	4.0	1200//1.0	-30 to +80	4
96SMF214B15	21.40	FUND	3	± 7.50	40	± 25.0	80	-910	1.0	5.0	2000//1.0	-30 to +80	4
96SMF214B24	21.40	FUND	3	± 12.0	20	± 25.0	70	-910	1.0	5.0	2000//1.0	-30 to +80	4
96SMF217B15	21.70	FUND	3	± 7.50	30	± 25.0	70	-910	1.0	4.0	2200//1.0	-30 to +80	4
96SMF450B12	45.00	FUND	3	± 6.00	35	± 20.0	80	-910	1.0	4.0	640//2.4	-30 to +80	4
96SMF450B15	45.00	FUND	3	± 7.50	30	± 25.0	70	-910	1.0	3.0	650//3.0	-30 to +80	4
96SMF450B40	45.00	FUND	3	± 20.0	30	± 60.0	80	-910	1.0	4.0	1350//0.6	-30 to +80	4
96SMF463B12	46.35	FUND	3	± 6.00	30	± 20.0	75	-910	1.0	3.0	490//4.0	-30 to +80	4
96SMF500B15	50.00	FUND	3	± 7.50	35	± 25.0	70	-910	1.0	4.0	400//4.2	-30 to +80	4
96SMF508B11	50.85	FUND	3	± 5.50	20	± 12.5	80	-910	1.0	3.0	650//2.5	-30 to +80	4
96SMF600B16	60.00	3rd	3	± 8.00	30	± 25.0	70	-910	1.0	4.0	2400// -1.4	-30 to +80	4
96SMF700B16	70.00	3rd	3	± 8.00	30	± 25.0	70	-910	1.0	4.0	1650// -1.1	-30 to +80	4
96SMF800B16	80.00	3rd	3	± 8.00	25	± 25.0	70	-910	1.0	4.0	1860// -0.9	-30 to +80	4
96SMF900B30	90.00	3rd	3	± 15.0	25	± 50.0	70	-910	1.0	4.0	3810// -1.3	-30 to +80	4
96SMF100B16	100.00	3rd	3	± 8.00	30	± 30.0	70	-910	1.0	4.0	1600// -0.5	-30 to +80	4
96SMF100B30	100.00	3rd	3	± 15.0	35	± 60.0	80	-910	1.0	4.0	3250// -1.0	-30 to +80	4

PACKAGE DATA

Item	Package	96SMF
Lid	Metal	
Base	Ceramic	
Sealing	Seam	
Terminal	Tungsten (metalized)	
Terminal plating	Gold / Nickel (surface/under)	
RoHS	Compliant (Pb-free)	



TAPE SPECIFICATIONS



SOLDERING PATTERN

